



How to Use the On-Screen Calculator

A calculator is available to you for this test. To access the calculator, click on the  icon located in the upper left corner of the screen. A pop-up window containing the calculator will appear. You can reposition the calculator by placing your cursor in the blue area above the calculator and dragging the window to the location of your choice.

Use the numbers on the keyboard and/or point and click with the mouse to enter your computations into the on-screen calculator. When you are finished, close the calculator by clicking the  button in the upper right corner of the calculator.


You will see either a "standard" or "scientific" format, depending on which test you are taking.

The scientific and standard formats are shown below.

Scientific



Standard



Practicing Before Your Test

The on-screen calculators are similar to Texas Instruments handheld calculators. The standard calculator is similar to the Texas Instruments model TI-108 and the scientific calculator is similar to the TI-30XS. You can practice using an on-screen calculator by downloading the CBT Tutorial from the Preparation Materials page of the program website.